

13 PACKING LIST FOR

A REAL MOM'S TRAVEL WITH TODDLER



By:premlata@zestycrush

Index

Welcome & What to Expect – Page 2

Travel With a Toddler Is... Hard. – Page 3

1. The Snack Cup That Saved Our Seats From a Crumb Apocalypse – Page 4

2. The No-Spill Bottle That Actually Stayed Leak-Free – Page 5

3. The Compact Travel Tray That Held It All – Page 6

4. Quiet Headphones That Didn't Fall Off Tiny Ears – Page 7

5. The Magic Blanket That Helped Him Nap Mid-Flight – Page 8

6. The Wipes I Now Keep in Every Bag I Own – Page 9

7. A Mess-Proof Bib That Folds Into Itself – Page 10

8. The Diaper Bag Backpack That Replaced My Carry-On – Page 11

9. Disposable Diaper Bags That Saved the Day (and Plane) – Page 12

10. The Foldable Bottle That Actually Works – Page 13

11. The Storybook & Toy Duo That Bought Me 30 Minutes – Page 14

12. A Travel Medicine Pouch for When Things Went Sideways – Page 15

13. Change-of-Clothes Pouch I'll Never Travel Without Again – Page 16

14. The Sleep Mask and Pillow Combo That Worked for Us – Page 17

15. Surprise Toy Trick: Our Mid-Flight Reset Button – Page 18

16. What I Wish I Knew Before Our First Flight – Page 19

17. "Save Yourself the Meltdowns" Packing Checklist – Page 20

18. Bonus Tips From a Real Travel Mom – Page 21

19. Want to Travel Lighter, Smarter, and With Fewer Meltdowns? – Page 22

Welcome & What to Expect



From One Traveling Parent to Another...

Hi there — I'm so glad you found this guide.

If you're planning to fly with a toddler, I already know one thing: you're brave... and maybe a little overwhelmed.

I've been through the diaper disasters at 30,000 feet, the toy tosses mid-flight, and the seat kicks that made strangers stare. This isn't a "perfect parent" guide — it's a real one, built from trial, error, and Amazon Prime.



Why I Created This Guide

Because I searched everywhere for the right toddler travel gear — and got lost in the noise.

I didn't want gimmicks. I wanted sanity. And after a few too many chaotic trips, I finally found 15 products that actually made flying with my toddler feel possible — even pleasant.

I'm sharing them here so your journey feels a little lighter, calmer, and better packed.



Here's What You'll Find Inside:

My real sanity-saver gear list

Bite-sized stories from our travels

Quick packing tips that actually help

Easy links to grab each item on Amazon

So take a deep breath. You've got this.
Let's pack smarter — together.

Travel With a Toddler Is... Hard.

Let's be real —

Flying with a toddler is one of the most intense parenting experiences I've ever had.

It's not you. It's not them. It's the 3 square feet of space, dry airplane air, and everything not designed for tiny humans.



Here's what we faced on our first flight:

A diaper blowout during takeoff — and the seatbelt sign was still on



Crumbs everywhere, no matter how careful we were



Mid-air meltdowns because of ear pressure, boredom, and snack drama



Nap strikes, toy tosses, tray table karate — all before landing

I remember thinking:

“Am I doing something wrong? Why is this so much harder than other parents make it look?”

But here's the truth:

You're not doing it wrong. It's just hard.

There are so many variables you can't control on a plane. But — and this was the breakthrough for me — there are a few you can.

Travel With a Toddler Is... Hard.



The Turning Point

After a few rough flights, I stopped trying to be a superhero...

And I started packing like a strategist.

I found products that actually solved our biggest stressors.

Not fancy things — just smart, travel-tested tools that worked.

And now?

That's the list I'm about to share with you next.

The Snack Cup That Saved Our Seats From a Crumb Apocalypse


1


I knew we were in for it the moment I opened the snack bag.

My toddler squealed, grabbed a fistful of puffs... and launched them across the tray table like confetti. Seatmate gave me a death stare. I hadn't even buckled in.

That's when I remembered the snack cup I almost didn't pack.


It became my first little win.

 **Problem It Solves:** Messy snacking, flying crumbs, and stress

 **Why I Chose This One:** The flexible lid lets tiny hands grab snacks, but keeps most inside. He loved the independence, and I loved the clean seat.

 **Product Name:** Munchkin® Snack Catcher

 [Grab it on Amazon](#)

 **QUICK TIPS** **Tip for Use:** Pre-pack it with a "snack mix" of puffs, cereal, and dried fruit for variety without spills.

The No-Spill Bottle That Actually Stayed Leak-Free

2

We'd barely taken off when I reached into the bag and felt... wet.

His bottle had leaked again, soaking the extra outfit, snacks, and my last thread of chill.

But the second bottle — the new one — was bone dry.


This bottle became our go-to. Leak-proof, one-hand open, and finally... peace of mind.

 **Problem It Solves:** Leaky sippy cups ruining bags

 **Why I Chose This One:** Truly spill-proof, fits in side pockets, and toddler-friendly spout he could manage solo.

 **Product Name:** Contigo Kids Autospout Water Bottle

 [Grab it on Amazon](#)

 **Tip for Use:** Freeze half-filled overnight, then top it off in the morning — keeps water cold longer!

The Compact Travel Tray That Held It All

3

Once we hit cruising altitude, it was chaos: crayons rolling, snacks flying, toys wedged in the seat. I was playing whack-a-mole with toddler tantrums — until I pulled out the travel tray.


Everything had a place. He had his space. I had... breathing room.

 **Problem It Solves:** No room for play or eating on airline trays

 **Why I Chose This One:** Raised edges, built-in cup holder, and mesh pockets kept it all within reach. It folded flat, too.

 **Product Name:** Lusso Gear Kids Travel Tray

 [Grab it on Amazon](#)

 **QUICK TIPS** **Tip for Use:** Clip on a favorite book or toy with a ribbon or lanyard through the side loop.


Quiet Headphones That Didn't Fall Off Tiny Ears


4


We cued up his favorite show, but he tore off the airline headphones like they were poison. I braced myself for a mid-air scream. Then I offered the soft, kid-sized headphones from home. He smiled. He watched.


It was the first time I exhaled all day.

 **Problem It Solves:** Noise + screen use during travel

 **Why I Chose This One:** Volume-limiting, ultra-light, wireless option — no tugging or tantrums.

 **Product Name:** PuroQuiet Kids Noise Cancelling Headphones

 [Grab it on Amazon](#)

 **QUICK TIPS** **Tip for Use:** Pair them with your phone/tablet pre-flight and play a familiar show during takeoff.

The Magic Blanket That Helped Him Nap Mid-Flight

5

An hour in, he started rubbing his eyes. I whispered, “Nap time?” He screamed “NO!” I pulled out the soft blanket — the one he sleeps with every night. He sniffed it, curled in, and... drifted off.


People stared — this time in awe.

 **Problem It Solves:** Restlessness and unfamiliar sleep spaces

 **Why I Chose This One:** Cozy fleece texture, breathable weight, and “home” scent helped him calm instantly.

 **Product Name:** Hudson Baby Plush Toddler Blanket

 [Grab it on Amazon](#)


 **QUICK TIPS** **Tip for Use:** Wash it in your usual detergent before the trip so it smells like home.

The Wipes I Now Keep in Every Bag I Own

6


He woke up and immediately spilled apple sauce on himself, my pants, and the seat. I panicked. No sink. No towels. Then I grabbed those wipes — no rinse, miracle texture. Crisis? Handled.

 **Problem It Solves:** Sticky fingers, surfaces, diaper messes

 **Why I Chose This One:** These clean better than baby wipes and feel gentle on skin. No scent, no irritation.

 **Product Name:** WaterWipes Textured Clean Baby Wipes

 [Grab it on Amazon](#)

 **QUICK TIPS** **Tip for Use:** Stash travel-size packs in purse, diaper bag, even seat-back pockets.

A Mess-Proof Bib That Folds Into Itself

7

Lunchtime hit and I realized I forgot to pack the usual bib.

But then I remembered the fold-up one buried in the side pocket — it caught everything.

Even the flight attendant said, “That’s genius.”

 **Problem It Solves:** Food mess, stained clothes

 **Why I Chose This One:** Rolls into its own pocket, has a wide catch tray, and wipes clean fast.

 **Product Name:** OXO Tot Roll-Up Bib

 [Grab it on Amazon](#)

 **QUICK TIPS** **Tip for Use:** Store a disposable spoon inside for emergency snack sessions.

The Diaper Bag Backpack That Replaced My Carry-On


8

I was juggling a child, a stroller, a suitcase, and sheer panic.

But this diaper bag was my MVP. It held snacks, toys, clothes, and calm in one place.


Everything was right where I needed it.

 **Problem It Solves:** Disorganization, too many bags

 **Why I Chose This One:** Wide open top, structured shape, USB port, padded straps = game changer

 **Product Name:** RUVALINO Diaper Bag Backpack

 [Grab it on Amazon](#)

 **QUICK TIPS** **Tip for Use:** Use packing cubes by category so your partner can grab things too.


Disposable Diaper Bags That Saved the Day (and Plane)

9

Midway through the flight — blowout. The tiny lavatory was a nightmare.

But I had a roll of scented diaper bags. No smell, no stress.

Even the stranger in the next seat whispered, “You’re prepared.”

 **Problem It Solves:** Dirty diapers, smelly trash, no trash cans

 **Why I Chose This One:** They’re compact, scented, easy to tie — and airplane safe.

 **Product Name:** Munchkin Arm & Hammer Diaper Disposal Bags

 [Grab it on Amazon](#)

 **QUICK TIPS** **Tip for Use:** Pre-tear a few bags into a zip pouch for one-handed access.


The Storybook & Toy Duo That Bought Me 30 Minutes

10

He started squirming, restless, screen bored. We were only halfway there.


I pulled out a wrapped soft book and a tiny sensory toy — a surprise stash I'd saved for this very moment. He lit up. Thirty calm minutes followed. I nearly cried.

 **Problem It Solves:** Mid-flight boredom and meltdowns

 **Why I Chose This One:** Soft, quiet, no sharp edges — and engaging enough to break the “nothing works” mood

 **Product Name:** TMelissa & Doug Soft Activity Book + Fat Brain Toys Dimpl Duo

 [Grab it on Amazon](#)

 **QUICK TIPS** **Tip for Use:** Wrap one like a present — newness adds magic and keeps hands busy.

A Travel Medicine Pouch for When Things Went Sideways

11


Two hours into the flight, his nose started running... fast. I panicked.


Did I pack anything? Where was the thermometer?

Then I found the labeled pouch. Everything we needed — right there.


My brain exhaled for the first time.

 **Problem It Solves:** Health surprises mid-flight — fever, allergies, meds

 **Why I Chose This One:** Compact, zippered, organized. No more digging through chaos for a syringe or nasal spray.

 **Product Name:** Ellsang Travel First Aid Organizer Pouch

 [Grab it on Amazon](#)

 **QUICK TIPS** **Tip for Use:** Pre-load it with basics — fever reducer, bandages, mini saline spray, and allergy meds.

Change-of-Clothes Pouch I'll Never Travel Without Again

12

Turbulence. A sudden spill. A diaper fail.
All in one hour.

But I stayed calm — because I had a zipped wet bag with an extra onesie, leggings, socks, and wipes. I didn't even have to dig. Just pulled it out and handled it.



Problem It Solves: Mid-flight outfit disasters



Why I Chose This One: Waterproof, zippered, cute prints — and it seals in stink or wetness like a pro



Product Name: Itzy Ritzy Sealed Wet Bag



[Grab it on Amazon](#)



Tip for Use: Pre-pack this like an “emergency outfit kit” with wipes inside — you'll thank yourself later.

The Sleep Mask and Pillow Combo That Worked for Us

13

We were on hour four, and the cabin lights were still blazing.

He was too tired to stay awake, but too distracted to sleep.


I pulled out his mini pillow and soft sleep mask. He fought it at first... then melted into my lap.

 **Problem It Solves:** No sleep in bright, loud plane cabins

 **Why I Chose This One:** Made for kids — soft strap, light blocking mask, cozy head/neck support

 **Product Name:** BCOZZY Kids Travel Pillow + Sleep Mask Set

 [Grab it on Amazon](#)

 **QUICK TIPS** **Tip for Use:** Let them wear it at naptime a few days before your trip — build comfort and familiarity.

What I Wish I Knew Before Our First Flight

Before that first flight, I had no clue how intense it could get.

Here are the mistakes I made... so you don't have to:

- I waited to board last. Big mistake — family boarding is gold.
- I packed too deep. Digging mid-flight with a squirming toddler = meltdown.
- I didn't pack enough snacks. You need 2x what you think.
- I forgot backup meds. Never again.
- I expected him to sleep like at home. Plan for movement, not naps.



Bonus Download: [My Real Toddler Carry-On Checklist]

Save Yourself the "Meltdowns" Checklist




EAT

- Snack Cup
- Spill-Proof Bottle
- Fold-Up Bib



CLEAN

- Baby Wipes
- Diaper Disposal Bags
- Wet Bag



PLAY

- Travel Tray
- Quiet Headphones
- Toy + Story Combo
- Surprise Reset Toy



SLEEP

- Travel Blanket
- Neck Pillow
- Sleep Mask



ORGANIZE

- Diaper Backpack
- Medicine Pouch
- Change-of-Clothes Kit

Bonus Tips From a Real Travel Mom

Here's what I now always do on travel days that changed everything:

Wrap a surprise toy — one per flight segment

Let them walk, jump, stretch before boarding

Dress in layers — for both of you

Pack a favorite snack in your own bag

Smile at the flight crew — kindness invites support

Carry one “just-in-case” pouch with extra snacks + meds

Because it's not just about surviving the flight.
It's about traveling with your sanity still intact.

Want to Travel Lighter, Smarter, and With Fewer Meltdowns?

I made this guide because I was that overwhelmed mom just trying to make it through the flight.

If this helped you — even just a little — I'd love to stay connected.

Follow Zestycrush on Pinterest for more mom-tested travel hacks

Watch real-life reels on Instagram of our Amazon toddler finds in action

Let's make family travel easier — one Amazon essential at a time.